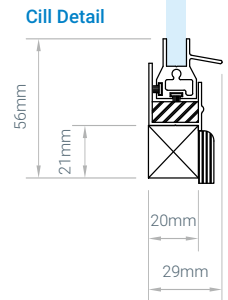
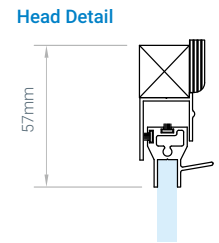
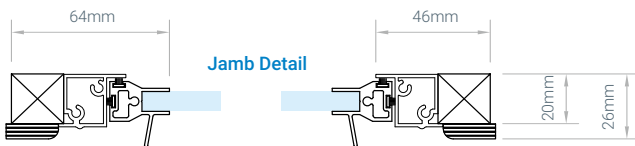



## Slimline Lift Out (SLO)

A removable secondary glazing panel within its own outer frame, which fixes to the face or reveal of the existing primary window. An ideal solution when only occasional cleaning access is required.



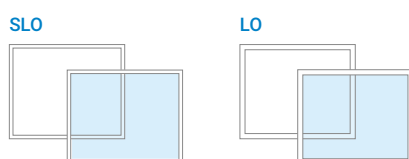
### Features

- Slim, unobtrusive aluminium profile
- Economical option to secondary glaze primary window
- Improved noise and thermal installation
- Suitable for arched and shaped applications
- Suitable to have bevelled timber subframe to fix into bays /splayed reveals
- Can be coupled or stacked with other units in the range to treat large areas of glazing or long runs of windows
- Easy to remove panel for cleaning and maintenance of primary window

### Specification

- Glazing options: 4mm – 6.8mm
- Choice of timber subframes
- Pre-drilled and countersunk to suit either face fix or reveal fix
- Woolpile inserted into panel section groove to create outer frame seal
- Gasket colour option of black or white
- PVCu trims supplied for the face of the units to create a neat, clean finish
- Standard colour white high gloss – RAL 9910
- Lift out section has one rib running along the section

Traditional Configurations:



Max width:	2,000mm	2,000mm
or Max height:	2,200mm	2,200mm

### Variations of Basic Unit

- Yale bolt is available to secure panel in place (fitted through subframe)
- No Subframe version available
- Standard and acoustic trickle vents are available
- Can be coupled and stacked using a heavy duty frame coupling section or timber to timber
- Larger trims and timber trims available at additional costs
- Variety of stock colours available, including all RAL options
- Can accept flyscreen mesh
- "Easy lift" section option available



#### Optimum Noise Reduction: 52dB (Rw)

Using 6.4mm acoustic laminate glazing, with 200mm glass-to-glass



#### Optimum U Value: 1.868 W/m<sup>2</sup>K

Using 4mm toughened Low E glazing, with 80mm glass-to-glass